

Employer Satisfaction Survey - 2019

Question Stem Relative to other beginning teachers, how effective was this student at following teaching tasks: Please put teacher's name here:

| Response | Number of Responses |
|---------------|---------------------|
| Text Question | 23 |

Total Responses: 23

1) Seeking solutions to address students' learning needs in a proactive manner

| Response | Number of Responses | Percent |
|------------------------|---------------------|---------|
| Much less effective(1) | 1 | 4.17% |
| Less effective(2) | 0 | 0% |
| Comparable(3) | 10 | 41.67% |
| More effective(4) | 8 | 33.33% |
| Much more effective(5) | 5 | 20.83% |

Total Responses: 24

Range: 4.00

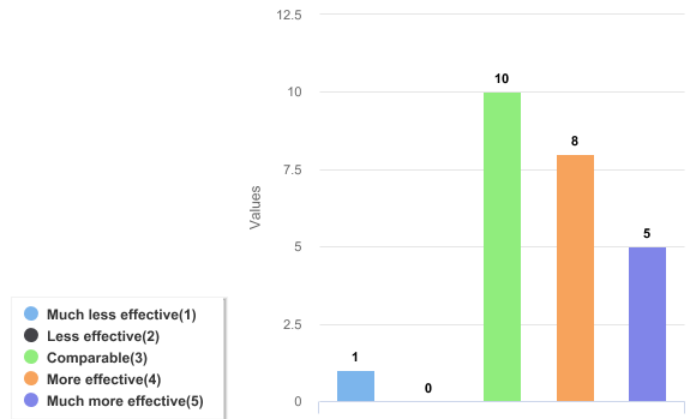
Mean: 3.67

Median: 4.00

Mode: 3.00

Standard Deviation: 0.94

1) Seeking solutions to address students' learning need...



2) Using data to guide practice

| Response | Number of Responses | Percent |
|------------------------|---------------------|---------|
| Much less effective(1) | 1 | 4.17% |
| Less effective(2) | 1 | 4.17% |
| Comparable(3) | 8 | 33.33% |
| More effective(4) | 7 | 29.17% |
| Much more effective(5) | 7 | 29.17% |

Total Responses: 24

Range: 4.00

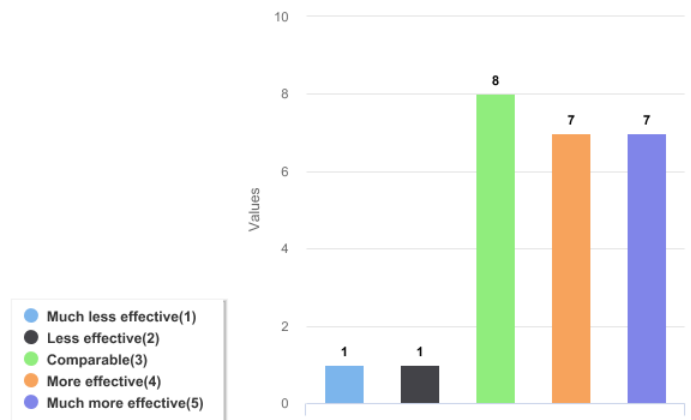
Mean: 3.75

Median: 4.00

Mode: 3.00

Standard Deviation: 1.05

2) Using data to guide practice



3) Taking an active role in professional learning communities

| Response | Number of Responses | Percent |
|------------------------|---------------------|---------|
| Much less effective(1) | 1 | 4.17% |
| Less effective(2) | 1 | 4.17% |
| Comparable(3) | 7 | 29.17% |
| More effective(4) | 8 | 33.33% |
| Much more effective(5) | 7 | 29.17% |

Total Responses: 24

Range: 4.00

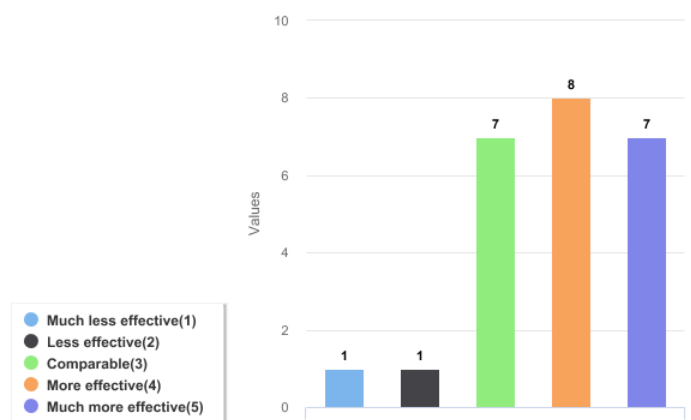
Mean: 3.79

Median: 4.00

Mode: 4.00

Standard Deviation: 1.04

3) Taking an active role in professional learning commu...



4) Contributing to the productivity of school wide goals

| Response | Number of Responses | Percent |
|------------------------|---------------------|---------|
| Much less effective(1) | 1 | 4.17% |
| Less effective(2) | 2 | 8.33% |
| Comparable(3) | 5 | 20.83% |
| More effective(4) | 11 | 45.83% |
| Much more effective(5) | 5 | 20.83% |

Total Responses: 24

Range: 4.00

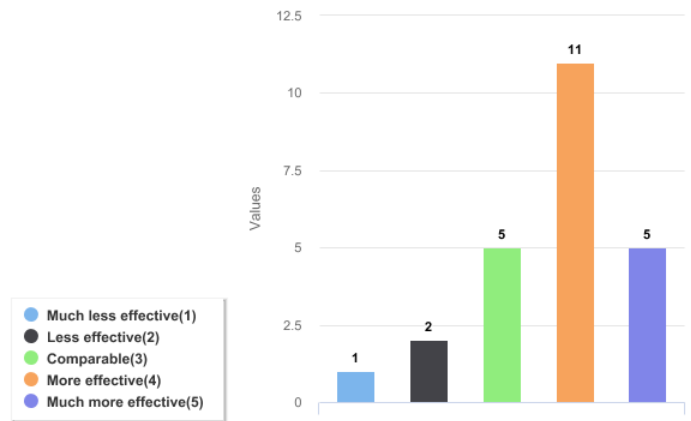
Mean: 3.71

Median: 4.00

Mode: 4.00

Standard Deviation: 1.02

4) Contributing to the productivity of school wide goal...



5) Maintaining a classroom environment that enables students to learn

| Response | Number of Responses | Percent |
|------------------------|---------------------|---------|
| Much less effective(1) | 1 | 4.17% |
| Less effective(2) | 1 | 4.17% |
| Comparable(3) | 5 | 20.83% |
| More effective(4) | 10 | 41.67% |
| Much more effective(5) | 7 | 29.17% |

Total Responses: 24

Range: 4.00

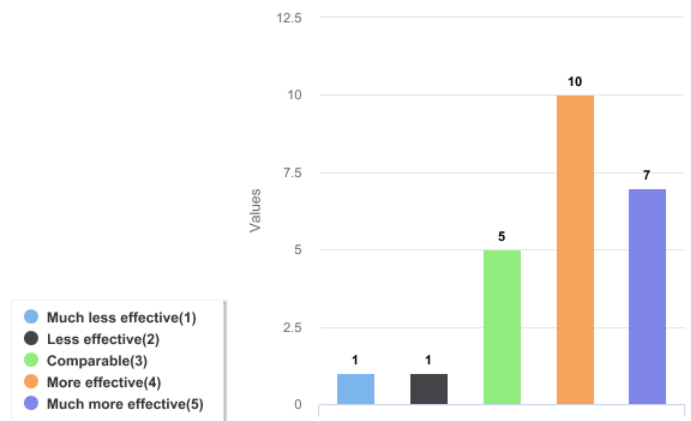
Mean: 3.88

Median: 4.00

Mode: 4.00

Standard Deviation: 1.01

5) Maintaining a classroom environment that enables stu...



6) Incorporating instructional materials that reflect a diverse set of student experiences

| Response | Number of Responses | Percent |
|------------------------|---------------------|---------|
| Much less effective(1) | 1 | 4.17% |
| Less effective(2) | 1 | 4.17% |
| Comparable(3) | 7 | 29.17% |
| More effective(4) | 9 | 37.5% |
| Much more effective(5) | 6 | 25% |

Total Responses: 24

Range: 4.00

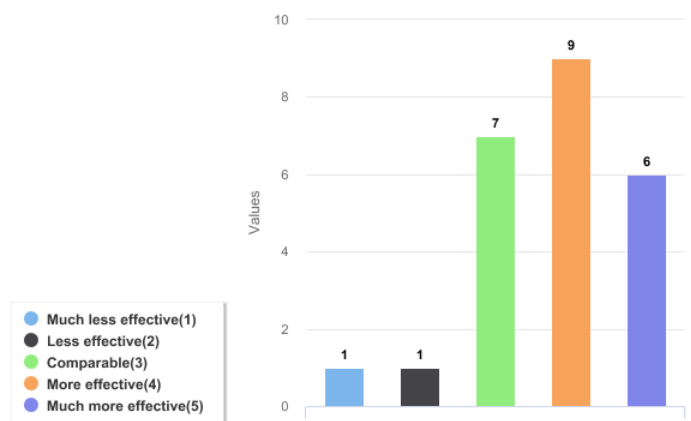
Mean: 3.75

Median: 4.00

Mode: 4.00

Standard Deviation: 1.01

6) Incorporating instructional materials that reflect a...



7) Respecting diversity and multiple perspectives of students

| Response | Number of Responses | Percent |
|------------------------|---------------------|---------|
| Much less effective(1) | 1 | 4.17% |
| Less effective(2) | 0 | 0% |
| Comparable(3) | 6 | 25% |
| More effective(4) | 12 | 50% |
| Much more effective(5) | 5 | 20.83% |

Total Responses: 24

Range: 4.00

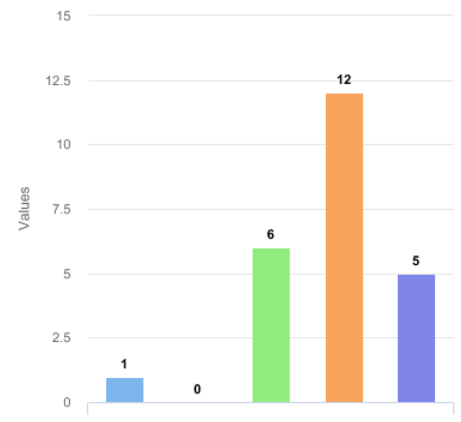
Mean: 3.83

Median: 4.00

Mode: 4.00

Standard Deviation: 0.90

7) Respecting diversity and multiple perspectives of st...



8) Adapting teaching to benefit students with unique learning needs

| Response | Number of Responses | Percent |
|------------------------|---------------------|---------|
| Much less effective(1) | 1 | 4.17% |
| Less effective(2) | 0 | 0% |
| Comparable(3) | 6 | 25% |
| More effective(4) | 9 | 37.5% |
| Much more effective(5) | 8 | 33.33% |

Total Responses: 24

Range: 4.00

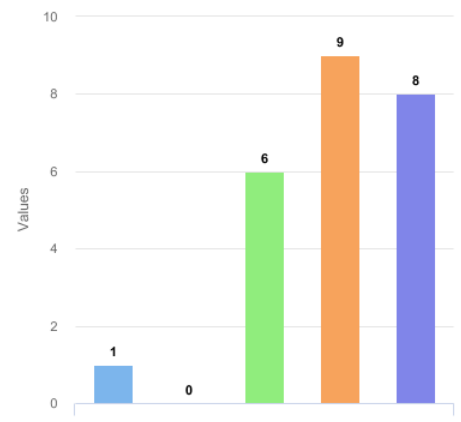
Mean: 3.96

Median: 4.00

Mode: 4.00

Standard Deviation: 0.98

8) Adapting teaching to benefit students with unique le...



9) Demonstrating skill in support of English second language learners

| Response | Number of Responses | Percent |
|------------------------|---------------------|---------|
| Much less effective(1) | 1 | 4.17% |
| Less effective(2) | 0 | 0% |
| Comparable(3) | 12 | 50% |
| More effective(4) | 7 | 29.17% |
| Much more effective(5) | 4 | 16.67% |

Total Responses: 24

Range: 4.00

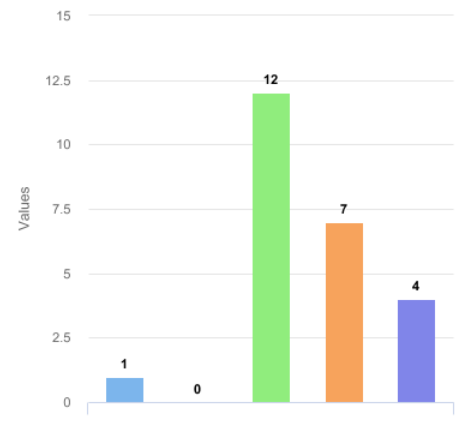
Mean: 3.54

Median: 3.00

Mode: 3.00

Standard Deviation: 0.91

9) Demonstrating skill in support of English second lan...



10) Investing families and other significant adults in students' learning

| Response | Number of Responses | Percent |
|------------------------|---------------------|---------|
| Much less effective(1) | 1 | 4.17% |
| Less effective(2) | 2 | 8.33% |
| Comparable(3) | 9 | 37.5% |
| More effective(4) | 5 | 20.83% |
| Much more effective(5) | 7 | 29.17% |

Total Responses: 24

Range: 4.00

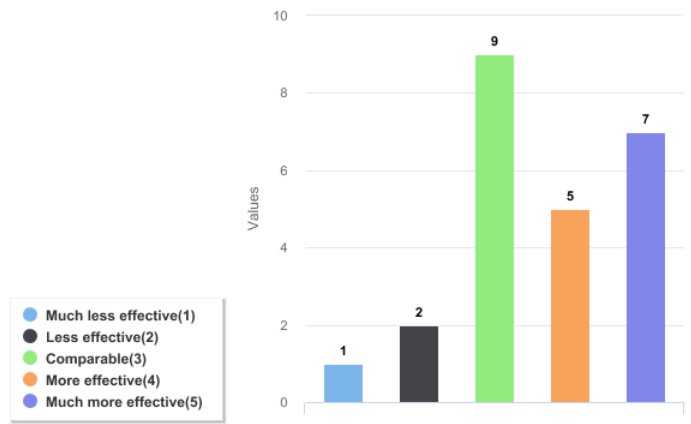
Mean: 3.63

Median: 3.50

Mode: 3.00

Standard Deviation: 1.11

10) Investing families and other significant adults in ...



11) Aligning instruction with the North Carolina Standard Course of Study

| Response | Number of Responses | Percent |
|------------------------|---------------------|---------|
| Much less effective(1) | 1 | 4.17% |
| Less effective(2) | 0 | 0% |
| Comparable(3) | 7 | 29.17% |
| More effective(4) | 10 | 41.67% |
| Much more effective(5) | 6 | 25% |

Total Responses: 24

Range: 4.00

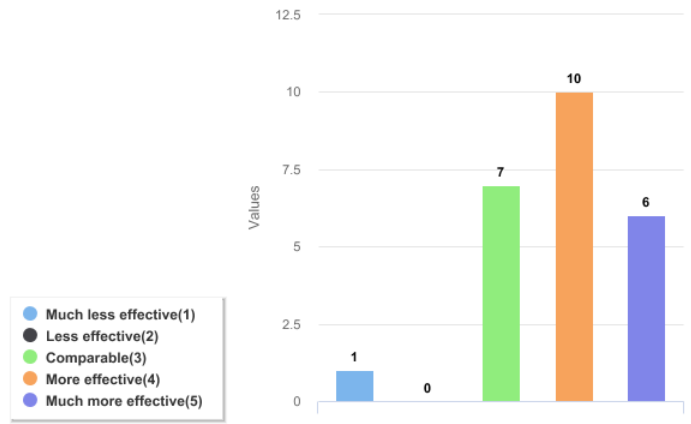
Mean: 3.83

Median: 4.00

Mode: 4.00

Standard Deviation: 0.94

11) Aligning instruction with the North Carolina Standa...



12) Exhibiting a strong foundation of knowledge in his/her content area(s)

| Response | Number of Responses | Percent |
|------------------------|---------------------|---------|
| Much less effective(1) | 1 | 4.17% |
| Less effective(2) | 0 | 0% |
| Comparable(3) | 5 | 20.83% |
| More effective(4) | 10 | 41.67% |
| Much more effective(5) | 8 | 33.33% |

Total Responses: 24

Range: 4.00

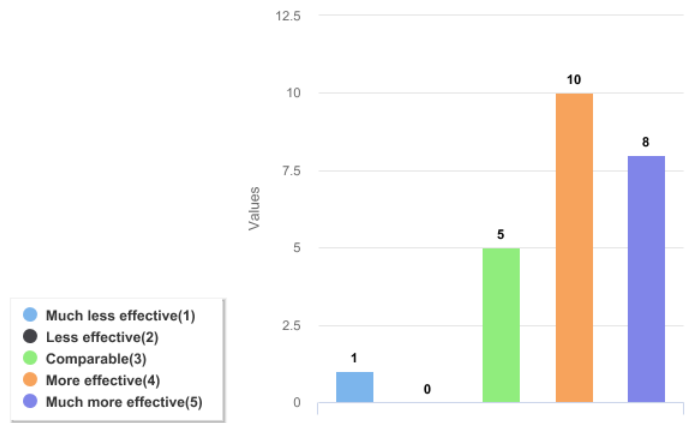
Mean: 4.00

Median: 4.00

Mode: 4.00

Standard Deviation: 0.96

12) Exhibiting a strong foundation of knowledge in his/...



13) Making instruction relevant to 21st century students

| Response | Number of Responses | Percent |
|------------------------|---------------------|---------|
| Much less effective(1) | 1 | 4.17% |
| Less effective(2) | 0 | 0% |
| Comparable(3) | 6 | 25% |
| More effective(4) | 10 | 41.67% |
| Much more effective(5) | 7 | 29.17% |

Total Responses: 24

Range: 4.00

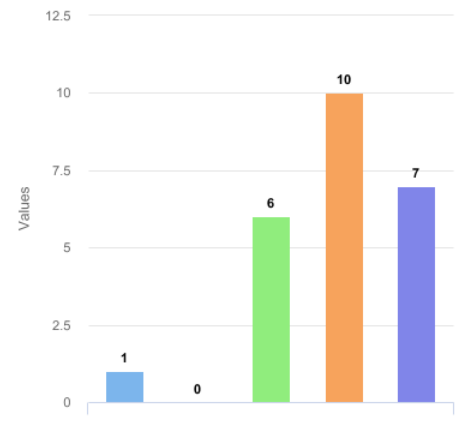
Mean: 3.92

Median: 4.00

Mode: 4.00

Standard Deviation: 0.95

13) Making instruction relevant to 21st century student...



14) Utilizing a variety of appropriate instructional methods

| Response | Number of Responses | Percent |
|------------------------|---------------------|---------|
| Much less effective(1) | 1 | 4.17% |
| Less effective(2) | 1 | 4.17% |
| Comparable(3) | 5 | 20.83% |
| More effective(4) | 11 | 45.83% |
| Much more effective(5) | 6 | 25% |

Total Responses: 24

Range: 4.00

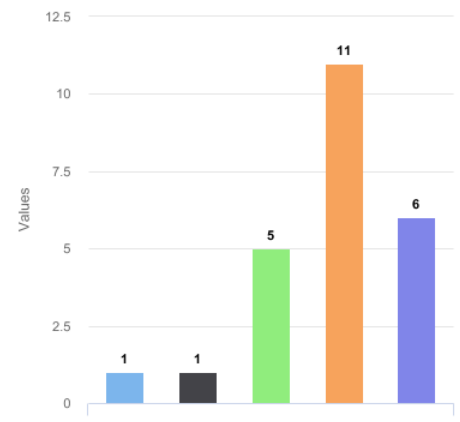
Mean: 3.83

Median: 4.00

Mode: 4.00

Standard Deviation: 0.99

14) Utilizing a variety of appropriate instructional me...



15) Integrating technology into instruction to enhance learning

| Response | Number of Responses | Percent |
|------------------------|---------------------|---------|
| Much less effective(1) | 1 | 4.17% |
| Less effective(2) | 2 | 8.33% |
| Comparable(3) | 7 | 29.17% |
| More effective(4) | 6 | 25% |
| Much more effective(5) | 8 | 33.33% |

Total Responses: 24

Range: 4.00

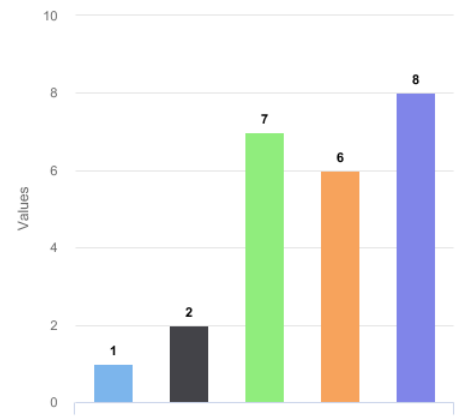
Mean: 3.75

Median: 4.00

Mode: 5.00

Standard Deviation: 1.13

15) Integrating technology into instruction to enhance ...



16) Promoting critical thinking in students

| Response | Number of Responses | Percent |
|------------------------|---------------------|---------|
| Much less effective(1) | 1 | 4.17% |
| Less effective(2) | 2 | 8.33% |
| Comparable(3) | 7 | 29.17% |
| More effective(4) | 9 | 37.5% |
| Much more effective(5) | 5 | 20.83% |

Total Responses: 24

Range: 4.00

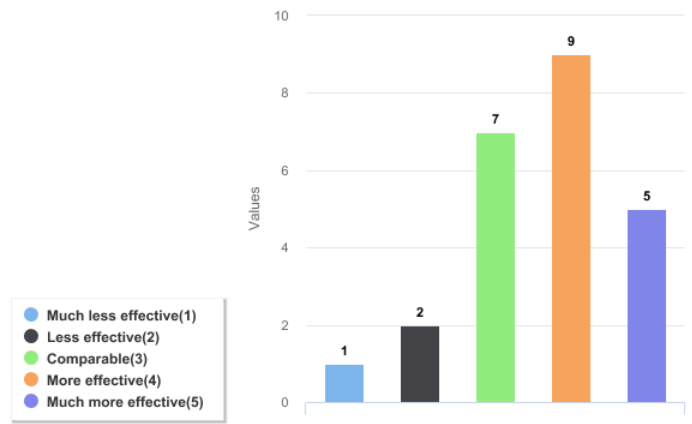
Mean: 3.63

Median: 4.00

Mode: 4.00

Standard Deviation: 1.03

16) Promoting critical thinking in students



17) Facilitating learning through student collaboration in small groups and teams

| Response | Number of Responses | Percent |
|------------------------|---------------------|---------|
| Much less effective(1) | 1 | 4.17% |
| Less effective(2) | 1 | 4.17% |
| Comparable(3) | 6 | 25% |
| More effective(4) | 9 | 37.5% |
| Much more effective(5) | 7 | 29.17% |

Total Responses: 24

Range: 4.00

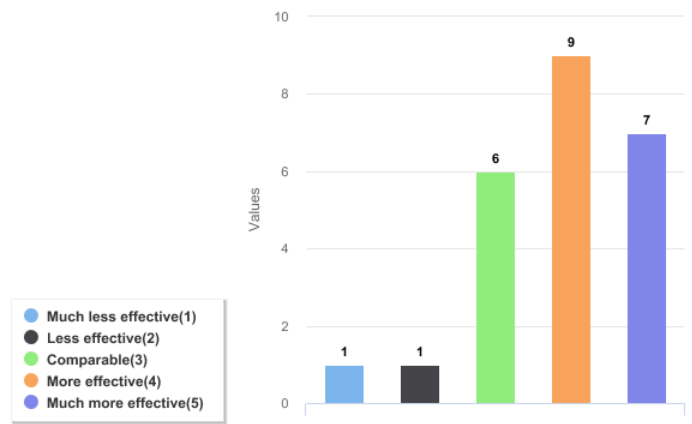
Mean: 3.83

Median: 4.00

Mode: 4.00

Standard Deviation: 1.03

17) Facilitating learning through student collaboration...



18) Leveraging a variety of formal and informal assessments to drive student learning

| Response | Number of Responses | Percent |
|------------------------|---------------------|---------|
| Much less effective(1) | 1 | 4.17% |
| Less effective(2) | 1 | 4.17% |
| Comparable(3) | 6 | 25% |
| More effective(4) | 12 | 50% |
| Much more effective(5) | 4 | 16.67% |

Total Responses: 24

Range: 4.00

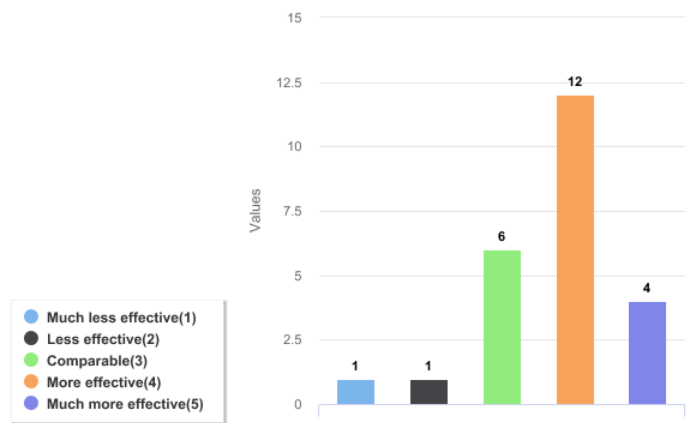
Mean: 3.71

Median: 4.00

Mode: 4.00

Standard Deviation: 0.93

18) Leveraging a variety of formal and informal assessm...



19) Communicating in ways that are clearly understood by students

| Response | Number of Responses | Percent |
|------------------------|---------------------|---------|
| Much less effective(1) | 1 | 4.17% |
| Less effective(2) | 0 | 0% |
| Comparable(3) | 6 | 25% |
| More effective(4) | 12 | 50% |
| Much more effective(5) | 5 | 20.83% |

Total Responses: 24

Range: 4.00

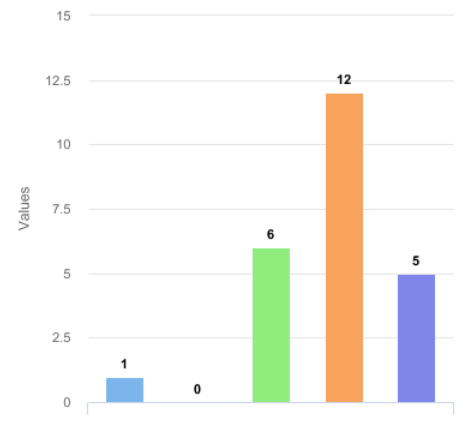
Mean: 3.83

Median: 4.00

Mode: 4.00

Standard Deviation: 0.90

19) Communicating in ways that are clearly understood b...



20) Reflecting on practice and identifying areas for improvement

| Response | Number of Responses | Percent |
|------------------------|---------------------|---------|
| Much less effective(1) | 1 | 4.17% |
| Less effective(2) | 1 | 4.17% |
| Comparable(3) | 7 | 29.17% |
| More effective(4) | 8 | 33.33% |
| Much more effective(5) | 7 | 29.17% |

Total Responses: 24

Range: 4.00

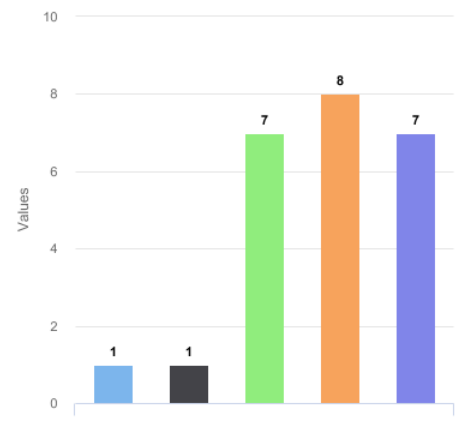
Mean: 3.79

Median: 4.00

Mode: 4.00

Standard Deviation: 1.04

20) Reflecting on practice and identifying areas for im...



21) Engaging in professional development to address identified improvement needs

| Response | Number of Responses | Percent |
|------------------------|---------------------|---------|
| Much less effective(1) | 1 | 4.17% |
| Less effective(2) | 1 | 4.17% |
| Comparable(3) | 7 | 29.17% |
| More effective(4) | 8 | 33.33% |
| Much more effective(5) | 7 | 29.17% |

Total Responses: 24

Range: 4.00

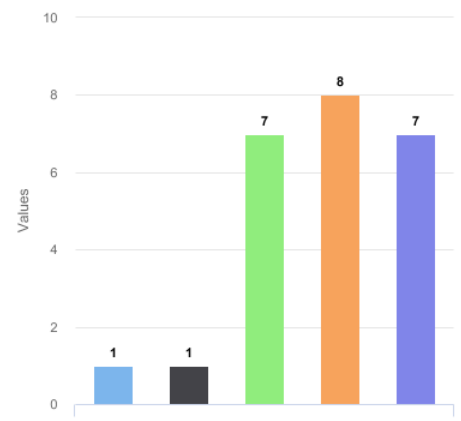
Mean: 3.79

Median: 4.00

Mode: 4.00

Standard Deviation: 1.04

21) Engaging in professional development to address ide...



22) What is your current position at this school?

| Response | Number of Responses | Percent |
|---------------------|---------------------|---------|
| Assistant Principal | 0 | 0% |
| Principal | 24 | 100% |

22) What is your current position at this school?

