

Employer Satisfaction Survey - 2019

Question Stem Relative to other beginning teachers, how effective was this student at following teaching tasks: Please put teacher's name here:

Response	Number of Responses
Text Question	23

Total Responses: 23

1) Seeking solutions to address students' learning needs in a proactive manner

Response	Number of Responses	Percent
Much less effective(1)	1	4.17%
Less effective(2)	0	0%
Comparable(3)	10	41.67%
More effective(4)	8	33.33%
Much more effective(5)	5	20.83%

Total Responses: 24

Range: 4.00

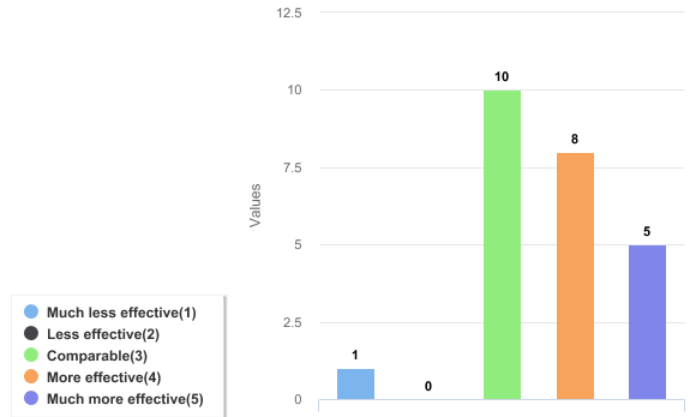
Mean: 3.67

Median: 4.00

Mode: 3.00

Standard Deviation: 0.94

1) Seeking solutions to address students' learning need...



2) Using data to guide practice

Response	Number of Responses	Percent
Much less effective(1)	1	4.17%
Less effective(2)	1	4.17%
Comparable(3)	8	33.33%
More effective(4)	7	29.17%
Much more effective(5)	7	29.17%

Total Responses: 24

Range: 4.00

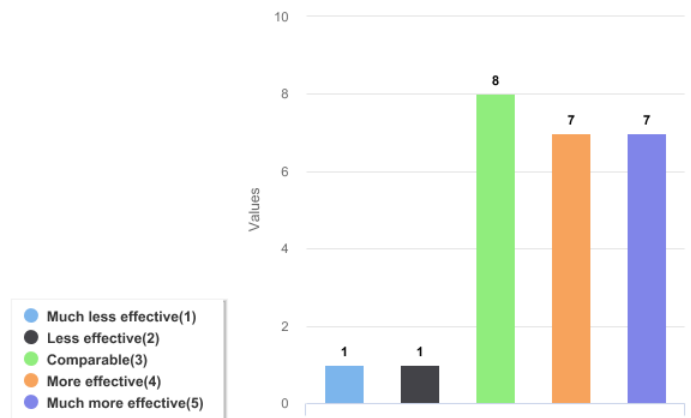
Mean: 3.75

Median: 4.00

Mode: 3.00

Standard Deviation: 1.05

2) Using data to guide practice



3) Taking an active role in professional learning communities

Response	Number of Responses	Percent
Much less effective(1)	1	4.17%
Less effective(2)	1	4.17%
Comparable(3)	7	29.17%
More effective(4)	8	33.33%
Much more effective(5)	7	29.17%

Total Responses: 24

Range: 4.00

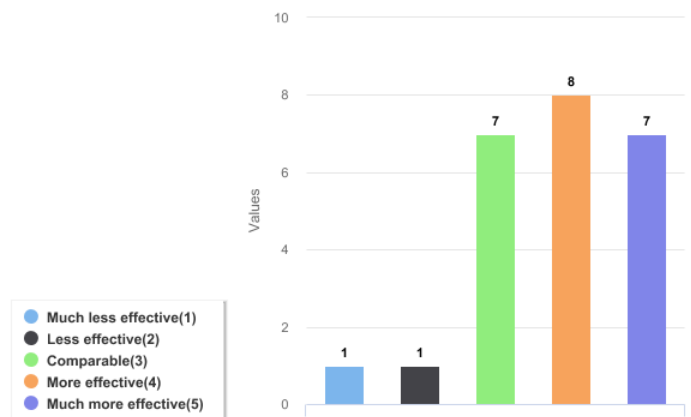
Mean: 3.79

Median: 4.00

Mode: 4.00

Standard Deviation: 1.04

3) Taking an active role in professional learning commu...



4) Contributing to the productivity of school wide goals

Response	Number of Responses	Percent
Much less effective(1)	1	4.17%
Less effective(2)	2	8.33%
Comparable(3)	5	20.83%
More effective(4)	11	45.83%
Much more effective(5)	5	20.83%

Total Responses: 24

Range: 4.00

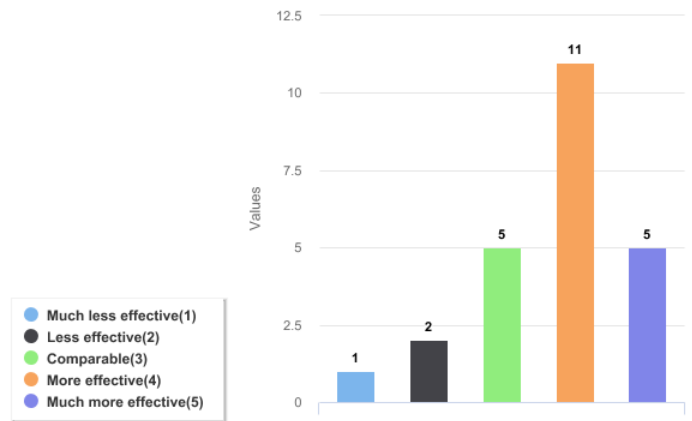
Mean: 3.71

Median: 4.00

Mode: 4.00

Standard Deviation: 1.02

4) Contributing to the productivity of school wide goal...



5) Maintaining a classroom environment that enables students to learn

Response	Number of Responses	Percent
Much less effective(1)	1	4.17%
Less effective(2)	1	4.17%
Comparable(3)	5	20.83%
More effective(4)	10	41.67%
Much more effective(5)	7	29.17%

Total Responses: 24

Range: 4.00

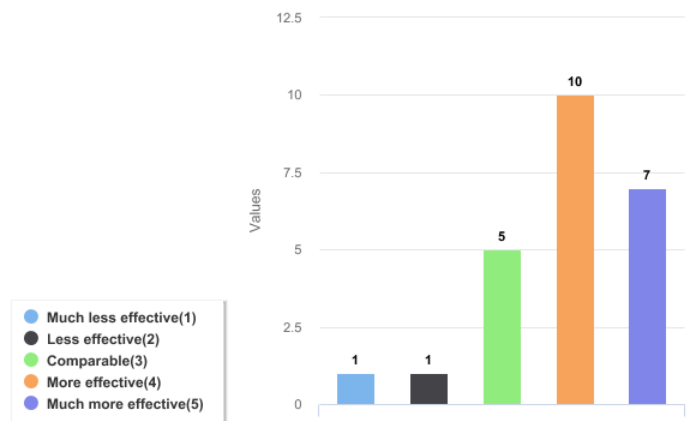
Mean: 3.88

Median: 4.00

Mode: 4.00

Standard Deviation: 1.01

5) Maintaining a classroom environment that enables stu...



6) Incorporating instructional materials that reflect a diverse set of student experiences

Response	Number of Responses	Percent
Much less effective(1)	1	4.17%
Less effective(2)	1	4.17%
Comparable(3)	7	29.17%
More effective(4)	9	37.5%
Much more effective(5)	6	25%

Total Responses: 24

Range: 4.00

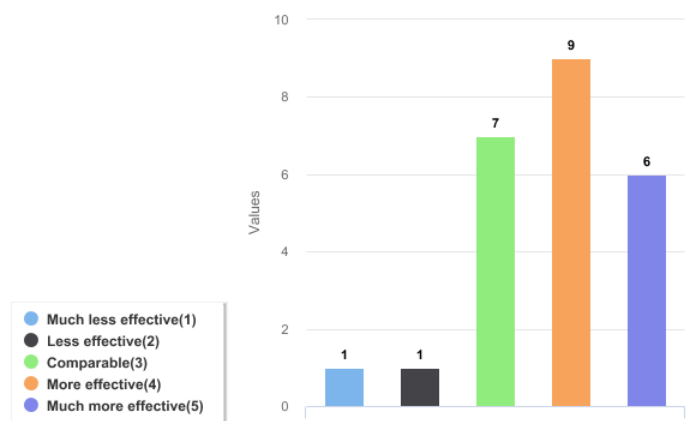
Mean: 3.75

Median: 4.00

Mode: 4.00

Standard Deviation: 1.01

6) Incorporating instructional materials that reflect a...



7) Respecting diversity and multiple perspectives of students

Response	Number of Responses	Percent
Much less effective(1)	1	4.17%
Less effective(2)	0	0%
Comparable(3)	6	25%
More effective(4)	12	50%
Much more effective(5)	5	20.83%

Total Responses: 24

Range: 4.00

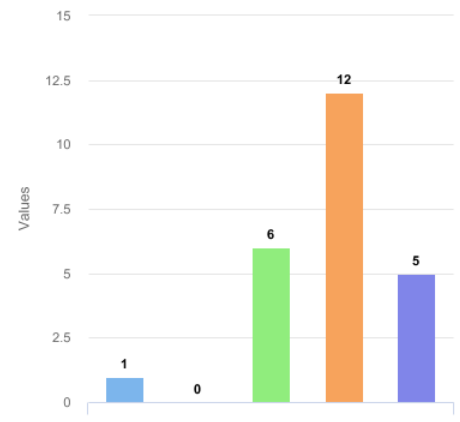
Mean: 3.83

Median: 4.00

Mode: 4.00

Standard Deviation: 0.90

7) Respecting diversity and multiple perspectives of st...



8) Adapting teaching to benefit students with unique learning needs

Response	Number of Responses	Percent
Much less effective(1)	1	4.17%
Less effective(2)	0	0%
Comparable(3)	6	25%
More effective(4)	9	37.5%
Much more effective(5)	8	33.33%

Total Responses: 24

Range: 4.00

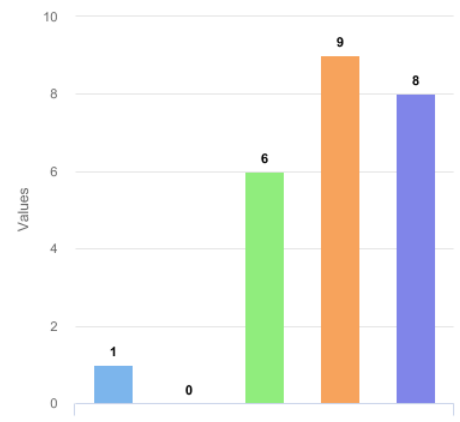
Mean: 3.96

Median: 4.00

Mode: 4.00

Standard Deviation: 0.98

8) Adapting teaching to benefit students with unique le...



9) Demonstrating skill in support of English second language learners

Response	Number of Responses	Percent
Much less effective(1)	1	4.17%
Less effective(2)	0	0%
Comparable(3)	12	50%
More effective(4)	7	29.17%
Much more effective(5)	4	16.67%

Total Responses: 24

Range: 4.00

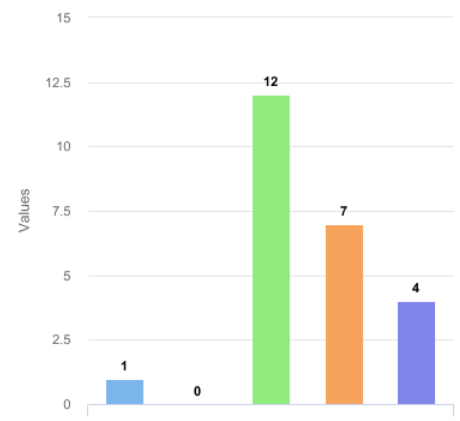
Mean: 3.54

Median: 3.00

Mode: 3.00

Standard Deviation: 0.91

9) Demonstrating skill in support of English second lan...



10) Investing families and other significant adults in students' learning

Response	Number of Responses	Percent
Much less effective(1)	1	4.17%
Less effective(2)	2	8.33%
Comparable(3)	9	37.5%
More effective(4)	5	20.83%
Much more effective(5)	7	29.17%

Total Responses: 24

Range: 4.00

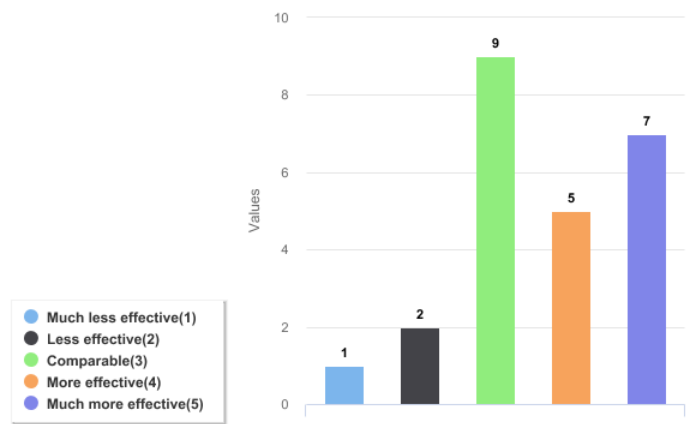
Mean: 3.63

Median: 3.50

Mode: 3.00

Standard Deviation: 1.11

10) Investing families and other significant adults in ...



11) Aligning instruction with the North Carolina Standard Course of Study

Response	Number of Responses	Percent
Much less effective(1)	1	4.17%
Less effective(2)	0	0%
Comparable(3)	7	29.17%
More effective(4)	10	41.67%
Much more effective(5)	6	25%

Total Responses: 24

Range: 4.00

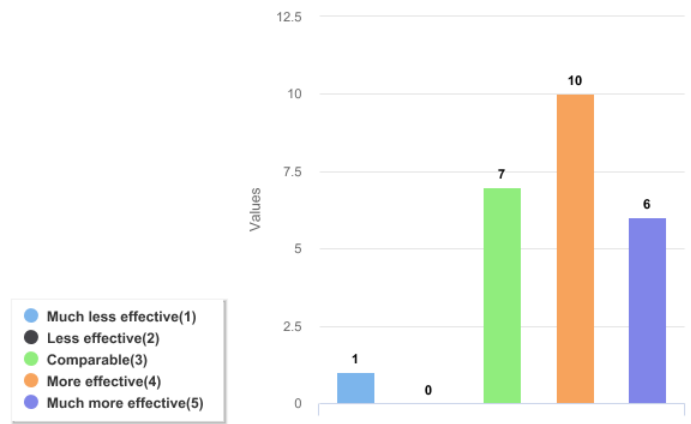
Mean: 3.83

Median: 4.00

Mode: 4.00

Standard Deviation: 0.94

11) Aligning instruction with the North Carolina Standa...



12) Exhibiting a strong foundation of knowledge in his/her content area(s)

Response	Number of Responses	Percent
Much less effective(1)	1	4.17%
Less effective(2)	0	0%
Comparable(3)	5	20.83%
More effective(4)	10	41.67%
Much more effective(5)	8	33.33%

Total Responses: 24

Range: 4.00

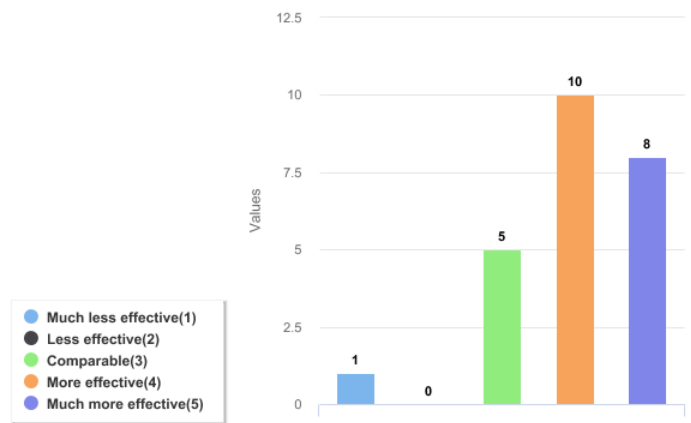
Mean: 4.00

Median: 4.00

Mode: 4.00

Standard Deviation: 0.96

12) Exhibiting a strong foundation of knowledge in his/...



13) Making instruction relevant to 21st century students

Response	Number of Responses	Percent
Much less effective(1)	1	4.17%
Less effective(2)	0	0%
Comparable(3)	6	25%
More effective(4)	10	41.67%
Much more effective(5)	7	29.17%

Total Responses: 24

Range: 4.00

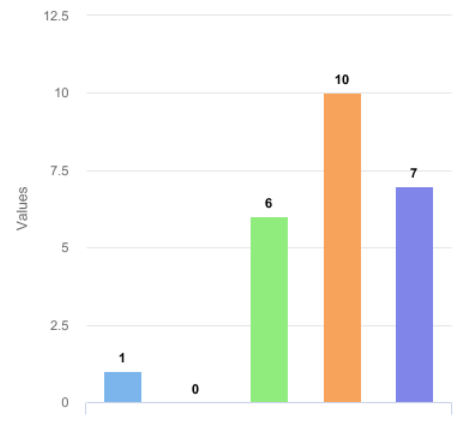
Mean: 3.92

Median: 4.00

Mode: 4.00

Standard Deviation: 0.95

13) Making instruction relevant to 21st century student...



14) Utilizing a variety of appropriate instructional methods

Response	Number of Responses	Percent
Much less effective(1)	1	4.17%
Less effective(2)	1	4.17%
Comparable(3)	5	20.83%
More effective(4)	11	45.83%
Much more effective(5)	6	25%

Total Responses: 24

Range: 4.00

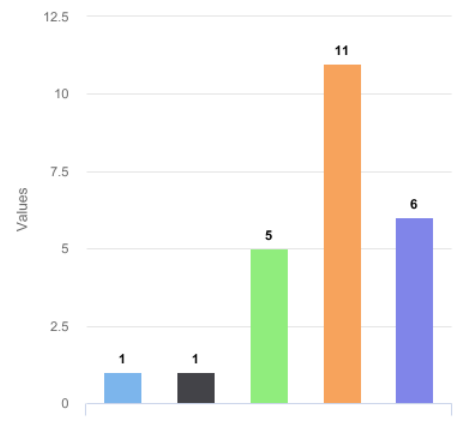
Mean: 3.83

Median: 4.00

Mode: 4.00

Standard Deviation: 0.99

14) Utilizing a variety of appropriate instructional me...



15) Integrating technology into instruction to enhance learning

Response	Number of Responses	Percent
Much less effective(1)	1	4.17%
Less effective(2)	2	8.33%
Comparable(3)	7	29.17%
More effective(4)	6	25%
Much more effective(5)	8	33.33%

Total Responses: 24

Range: 4.00

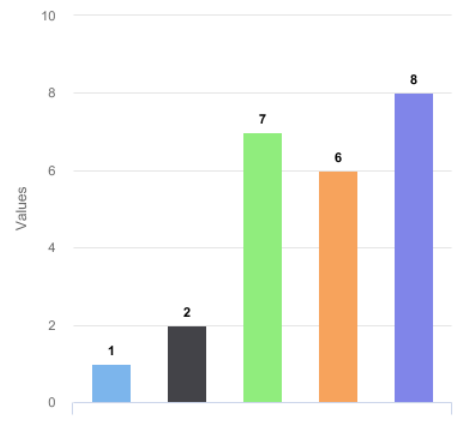
Mean: 3.75

Median: 4.00

Mode: 5.00

Standard Deviation: 1.13

15) Integrating technology into instruction to enhance ...



16) Promoting critical thinking in students

Response	Number of Responses	Percent
Much less effective(1)	1	4.17%
Less effective(2)	2	8.33%
Comparable(3)	7	29.17%
More effective(4)	9	37.5%
Much more effective(5)	5	20.83%

Total Responses: 24

Range: 4.00

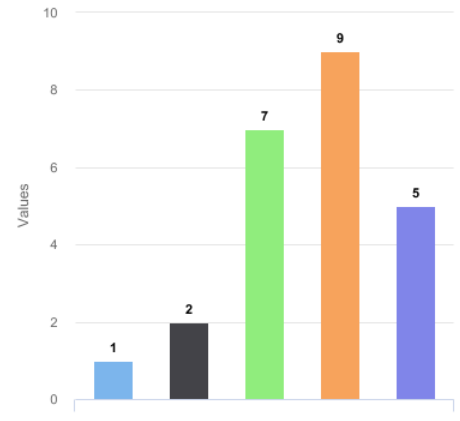
Mean: 3.63

Median: 4.00

Mode: 4.00

Standard Deviation: 1.03

16) Promoting critical thinking in students



17) Facilitating learning through student collaboration in small groups and teams

Response	Number of Responses	Percent
Much less effective(1)	1	4.17%
Less effective(2)	1	4.17%
Comparable(3)	6	25%
More effective(4)	9	37.5%
Much more effective(5)	7	29.17%

Total Responses: 24

Range: 4.00

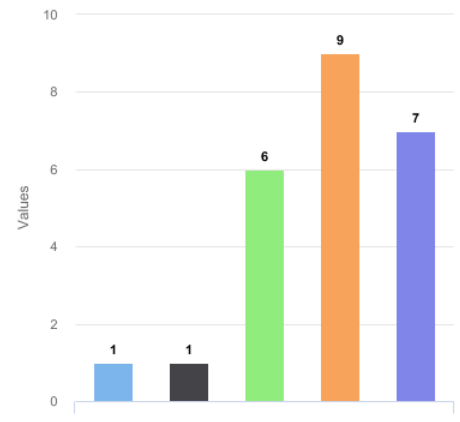
Mean: 3.83

Median: 4.00

Mode: 4.00

Standard Deviation: 1.03

17) Facilitating learning through student collaboration...



18) Leveraging a variety of formal and informal assessments to drive student learning

Response	Number of Responses	Percent
Much less effective(1)	1	4.17%
Less effective(2)	1	4.17%
Comparable(3)	6	25%
More effective(4)	12	50%
Much more effective(5)	4	16.67%

Total Responses: 24

Range: 4.00

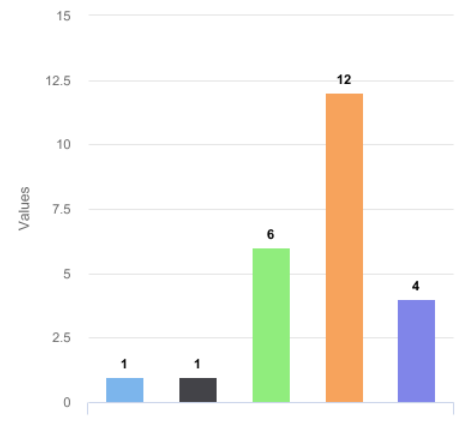
Mean: 3.71

Median: 4.00

Mode: 4.00

Standard Deviation: 0.93

18) Leveraging a variety of formal and informal assessm...



19) Communicating in ways that are clearly understood by students

Response	Number of Responses	Percent
Much less effective(1)	1	4.17%
Less effective(2)	0	0%
Comparable(3)	6	25%
More effective(4)	12	50%
Much more effective(5)	5	20.83%

Total Responses: 24

Range: 4.00

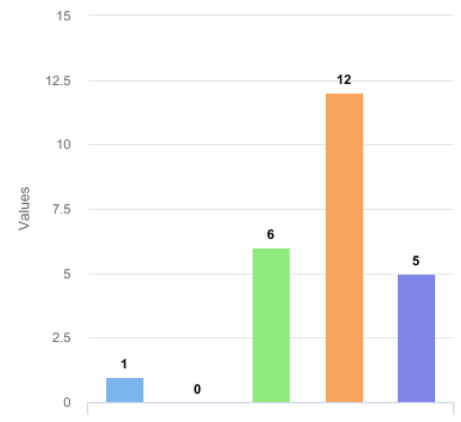
Mean: 3.83

Median: 4.00

Mode: 4.00

Standard Deviation: 0.90

19) Communicating in ways that are clearly understood b...



20) Reflecting on practice and identifying areas for improvement

Response	Number of Responses	Percent
Much less effective(1)	1	4.17%
Less effective(2)	1	4.17%
Comparable(3)	7	29.17%
More effective(4)	8	33.33%
Much more effective(5)	7	29.17%

Total Responses: 24

Range: 4.00

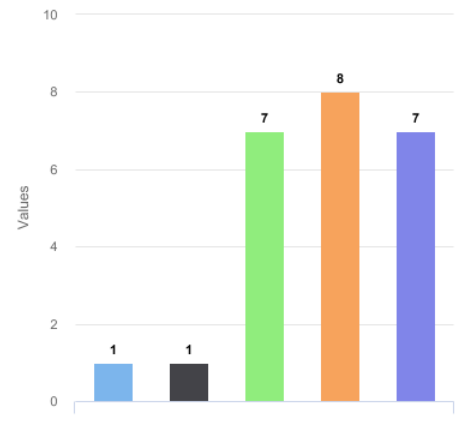
Mean: 3.79

Median: 4.00

Mode: 4.00

Standard Deviation: 1.04

20) Reflecting on practice and identifying areas for im...



21) Engaging in professional development to address identified improvement needs

Response	Number of Responses	Percent
Much less effective(1)	1	4.17%
Less effective(2)	1	4.17%
Comparable(3)	7	29.17%
More effective(4)	8	33.33%
Much more effective(5)	7	29.17%

Total Responses: 24

Range: 4.00

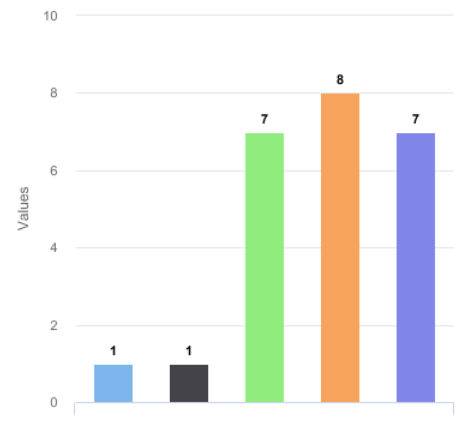
Mean: 3.79

Median: 4.00

Mode: 4.00

Standard Deviation: 1.04

21) Engaging in professional development to address ide...



22) What is your current position at this school?

Response	Number of Responses	Percent
Assistant Principal	0	0%
Principal	24	100%

22) What is your current position at this school?

